

***Board's performance
report of the year 96***



Noor Cancer Charity

NGO

Reg No : 34807

NOOR cancer support charity institution

Financial statements and accompanying explanatory notes

1396 ,29 for the financial period ended March

for the financial period ended Esfand 29, 1396

Respectfully

The financial statements of the NOOR cancer charity related to the financial period ended March 29, 1396 are presented as attached,

The components of the financial statements are as follows:

	<u>Page No.</u>
1. Balance sheet	2
2 . Functional statement	3
-2-1 "Net Asset Turnover	3
3 .Cash Flow Statements	4
4 . Explanatory notes:	
A) Activity history	5
B) Basis for preparing financial statements	5
C) Important of accounting procedures in sum	5
D) Notes related to the financial statements and other financial data	6-12

Financial statements are prepared in accordance with accounting standards and on 25/02/1395, it has been approved by the Board of Directors of the NOOR charity.

Signature	Position	Board members
	Chairman of the Board	Mr. Zargham Gharibi
	Vice Chairman of the Board	Mr. Hossein Rezvani
	Member of the Board and CEO	Mr. Houshang Adhami
	Member of the Board and Treasurer	Mr. Yousef Joz-e Piri
	Board member (Main)	Miss Susan Emami
	Board member (Main)	Mr. Seyed Hossein Hashemi Shahri
	Board member (Main)	Mr. Alireza Rezvani



Balance sheet On Esfand 29, 1396

<u>Assets</u>	<u>Note</u>	<u>1396/12/29</u>	<u>1395/12/30</u>	<u>Debt and rights of share holders</u>	<u>Note</u>	<u>1396/12/29</u>	<u>1395/12/30</u>
		Riyal	Riyal			Riyal	Riyal
Current assets:				Current debt:			
Cash and bank balance	4	172,089,546	216,782,173	Accounts payable	10	753,245,563	60,000,000
pre paid	5	300,000,000	0	Other accounts payable	11	130,881,208	39,944,481
Other accounts receivable	6	25,000,000	16,000,000				
Total current assets		<u>497,089,546</u>	<u>232,782,173</u>	Total current liabilities		<u>884,126,771</u>	<u>99,944,481</u>
Non-current assets:				Non-current debt:			
Tangible fixed assets	7	5,957,131,242	5,920,477,222	Staff severance pay		<u>0</u>	<u>73,283,697</u>
Intangible assets	8	46,118,240	71,191,520	Non-current debt total		<u>0</u>	<u>73,283,697</u>
Other assets	9	309,571,500	306,071,500				
Total non-current assets		<u>6,312,820,982</u>	<u>6,297,740,242</u>	Sum of debt		<u>884,126,771</u>	<u>173,228,178</u>
				founder's brought and net assets			
				founder's brought	12	100,000,000	100,000,000
				Net assets		<u>5,825,783,757</u>	<u>6,257,294,237</u>
				Total founder's brought and net assets		<u>5,925,783,757</u>	<u>6,357,294,237</u>
Total assets		<u>6,809,910,528</u>	<u>6,530,522,415</u>	Total debt & Net assets		<u>6,809,910,528</u>	<u>6,530,522,415</u>

Functional statement (costs & Received assistance) Fiscal year ended Esfand 29, 1396

	<u>Note</u>	<u>Fiscal year ended to</u> <u>1396/12/29</u> Riyal	<u>Fiscal year ended to</u> <u>1395/12/30</u> Riyal
Revenues and resources	13	14,686,239,594	9,396,622,187
Pharmaceutical costs and support, therapeutic, social work and medical expenses	14	(9,381,827,476)	(4,754,179,335)
Gross output		<u>5,304,412,118</u>	<u>4,642,442,852</u>
General and administrative costs and wages	15	(6,011,690,345)	(4,473,677,419)
Operational output		<u>(707,278,227)</u>	<u>168,765,433</u>
Net of other resources and non-operating expenses	16	275,767,747	189,541,210
Net of other incomes and expenses	22	0	0
Profit from ordinary activities before tax		0	0
Profit tax on ordinary activities		0	0
Current output		<u>(431,510,480)</u>	<u>358,306,643</u>
Net Asset Turnover			
current output		(431,510,480)	358,306,643
Net assets at the beginning of the year		6,257,294,237	5,898,987,594
Net assets at the end of the year		<u>5,825,783,757</u>	<u>6,257,294,237</u>

Cash flow statement Fiscal year ended Esfand 29, 1396

	<u>Note</u>	<u>1396/12/29</u> Riyal	<u>1395/12/30</u> Riyal
operational activities:			
Net cash inflow (outflow) caused by operational activities	17	549,706,373	1,621,960,833
Return on investments and interest paid for financing			
Profit earned on investment deposits and corporate bond	22	-	-
Profit earned on corporate bonds and investment deposits		-	-
Dividends paid		-	-
Paid shares		-	-
Net cash inflow caused by return on investment		-	-
income tax:			
		-	-
investment activities:			
Funds paid for the purchase of tangible fixed assets		(590,899,000)	(14,858,604,200)
Funds paid for the purchase of intangible fixed assets		(3,500,000)	(6,071,500)
Net cash outflow caused by return on investment activities		(594,399,000)	(1,491,675,700)
Net cash outflow before financing activities		(44,656,866)	130,285,133
Financing activities:			
Funds raised from capital increase		-	-
Refund of principle of facility receivable		-	-
Net cash inflow (outflow) caused by financing activities		-	-
Net increase (decrease) in cash		(44,656,866)	130,285,133
Cash balance at the end of the financial period		216,782,173	86,497,040
Cash balance at the beginning of the financial period		<u>172,125,307</u>	<u>216,782,173</u>

Explanatory Notes of Financial Statement Fiscal year ended Esfand 29, 1396

1 Activity history

-1-1 Generality

NOOR charity has been registered on October 22, 2014 at the Office of Registration of Companies an Industrial Property (Tehran) under No. 34807. The headquarter of institute is located in Tehran, No. 2453, Unit 3, corner of 20th Gandhi and Vali-e-Asr St, Vanak Sq.

-1-2 Main activities of the company

The subject of the activity of the Institute is in accordance with Article 2 of the Statute that indicates all activities are non-political, non-profit and non-governmental, and all is in the matter of charity and in full compliance with the laws and regulations of the Islamic Republic of Iran and company's Statute.

-1-3 Number of Employees

The average number of employees during the year was as follows:

	<u>Year 1396</u>	<u>Year 1395</u>
	Person	Person
company's staffs	12	10

2 The basis for preparing financial statements

Separate financial statements are prepared basically on the basis of historical cost and in appropriate cases current values are also used.

3 Summary of most important accounting procedures

-3-1 Save the benefits of the employee's termination of service

The salary benefits of the employee's termination of service are calculated based on one month's last salary and continuous benefits for each year of their service and paid at the end of the period.

-3-2

3-2-1-Tangible fixed assets are recorded based on the expense of the accounts. Expenditures for major improvements and improvements that significantly increase the useful life or capacity of fixed assets or major improvements in their returns are considered as capital expenditures and during the useful life of the remaining assets, the assets will be depreciated. Maintenance and repair costs incurred in order to maintain or restore the expected optimal benefits from the standardized asset performance, In the event of occurrence, it is considered as the current cost and the duration of the operation.



3-2-2- Depreciation of fixed assets is calculated (And taking into account the amortization provisions of Article 151 of the Direct Tax Code, adopted in March 1988, and subsequent amendments, including the amendment of February 2002) based on the estimated useful life of the assets and is calculated on the basis of the following rates and methods:

<u>Assets</u>	<u>Depreciation rate</u>	<u>Depreciation method</u>
Fittings and fixtures	3 and 10 years	direct line
Softwares	5 years	direct line
Building	7%	Descending

-3-3 Financing Costs

For fixed assets that are acquired and used during the month, depreciation is calculated from the beginning of the following month and recorded in the

-3-4 Currency Exchange

Foreign currency monetary items exchange at the official rate of the balance sheet preparation date. The differences arising from the settlement or

Explanatory Notes of Financial Statement Fiscal year ended Esfand 29, 1396

4 Cash inventory

	<u>Note</u>	<u>1396/12/29</u>	<u>1395/12/30</u>
		Riyal	Riyal
Cash in banks	-4-1	172,089,546	216,782,173
		<u>172,089,546</u>	<u>216,782,173</u>

-4-1 Cash (Rial) in banks include the following items

	<u>1396/12/29</u>	<u>1395/12/30</u>
	Riyal	Riyal
Pasargad Tehran Khordin Branch 202.8100.28888888.1	130,253,509	169,710,708
Saderat Q Blvd. khorrabad branch code 3507 0108449768008	20,476,962	5,622,711
Pasargad Yasouj Branch 2801.8100.28888888.1	6,949,592	103,324
Pasargad Shiraz Branch 1403.8100.28888888.1	5,433,276	-
Pasargad Branch of Golshahr Bandar Abbas 1802.8100.28888888.1	4,198,981	12,045,902
Saderat Central Independent Branch Code 3046 0103038383003	2,552,568	19,982,868
Mellat Soleyman khater Branch 7647474756	940,000	-
Saderat Central Independent Branch Code 3046 0201910191000	824,658	4,316,660
Pasargad Abadan Branch 3103.8100.28888888.1	460,000	-
Pasargad Tehran Khordin branch 202.110.28888888.1	-	5,000,000
	<u>172,089,546</u>	<u>216,782,173</u>

5 Pre-paids

	<u>1396/12/29</u>	<u>1395/12/30</u>
	Riyal	Riyal
Advance payment to contractors	5-1	200,000,000
Advance payment of property purchasing	5-2	100,000,000
	<u>300,000,000</u>	-

Explanatory Notes of Financial Statement Fiscal year ended Esfand 29, 1396

5-1 Advance payment to contractors is as below

	<u>1396/12/29</u>	<u>1395/12/30</u>
	Riyal	Riyal
Prepayment for Phase 2 of Shahid Rahimi Hospital	200,000,000	-
	<u>200,000,000</u>	<u>-</u>

5-2 Prepayment of property purchase is as below

	<u>1396/12/29</u>	<u>1395/12/30</u>
	Riyal	Riyal
Prepayment of software purchasing	100,000,000	-
	<u>100,000,000</u>	<u>-</u>

6 A3 Other Accounts Receivable:

	<u>1396/12/29</u>	<u>1395/12/30</u>
	Riyal	Riyal
Rent receivable of Sadaf building	25,000,000	-
Current staff account	-	16,000,000
	<u>25,000,000</u>	<u>16,000,000</u>

Explanatory Notes of Financial Statement Fiscal year ended Esfand 29, 1396

7 Tangible fixed assets

The full price table and the accumulated depreciation of fixed assets are as follows

Items description	<u>Full price-Rial</u>			<u>Accumulated depreciation-Rial</u>			<u>Carrying amount-Rial</u>	
	<u>Remain at 1395/12/30</u>	<u>Assets added during the financial period</u>	<u>Remain at 1396/12/29</u>	<u>Remain at 1395/12/29</u>	<u>Depreciation of the financial period</u>	<u>Remain at 1396/12/29</u>	<u>Remain at 1396/12/29</u>	<u>Remain at 1395/12/29</u>
Fittings and fixtures	3,120,002,360	590,899,000	3,710,901,360	317,960,354	335,954,516	653,914,870	3,056,986,490	2,802,042,006
Bulding	3,626,700,000		3,626,700,000	508,264,784	218,290,464	726,555,248	2,900,144,752	3,118,435,216
Total	6,746,702,360	590,899,000	7,337,601,360	826,225,138	554,244,980	1,380,470,118	5,957,131,242	5,920,477,222

Explanatory Notes of Financial Statement Fiscal year ended Esfand 29, 1396

13- Revenues and resources

	<u>1396/12/29</u>	<u>1395/12/30</u>
	Riyal	Riyal
financial assistance of people deposit to the bank	65,700,000	82,896,011
Received contributions of board members (To cover current expenses)	5,432,372,085	3,961,857,000
Received contributions of board members (To cover other expenses)	3,260,550,094	2,146,249,700
Received contributions from members of the Board of Trustees and benefactors with code	4,809,295,866	2,485,635,775
Non-cash donations from benefactors	890,786,597	574,197,000
Received from the money boxes	141,034,952	52,786,700
Donate funds for condolence stands	86,500,000	85,300,001
Kinds of donated services	-	7,700,000
	14,686,239,594	9,396,622,187

14- Costs and supports for medicine, therapy and medical services

	<u>1396/12/29</u>	<u>1395/12/30</u>
	Riyal	Riyal
Drug costs	7,816,632,319	2,793,892,670
cost of Patients accommodation	501,255,686	331,544,538
cost of hospitalization	347,272,161	133,754,250
cost of equipping treatment centers	269,364,000	1,354,398,160
cost of tests	135,864,939	44,815,816
Cost of CT Scan	83,209,988	22,120,250



accommodation	44,200,000	900,000
cost of transportation	39,762,849	6,402,151
Cost of scan's pet	36,400,000	15,000,000
Chemotherapy	22,110,334	-
Visit cost	20,684,835	3,656,500
MRI cost	18,595,610	300,000
Ultrasound cost	15,332,164	1,090,000
Dentistry	11,250,000	-
Pathology	5,608,464	-
Surgery	3,800,000	-
Thermoplast cost	3,500,000	3,987,000
Radiological cost	2,737,000	1,450,000
Cost of echo	2,255,186	700,000
Miscellaneous costs	562,141	16,846,000
Physiotherapy	500,000	-
Nuclear medicine	499,800	-
Mammogram cost	430,000	300,000
Cost of surgery	-	10,000,000
Radiotherapy cost	-	422,000
Cost of bone marrow transplant	-	12,600,000
	<u>9,381,827,476</u>	<u>4,754,179,335</u>

Explanatory Notes of Financial Statement Fiscal year ended Esfand29, 1396

15- General and administrative expenses

	<u>1396/12/29</u>	<u>1395/12/30</u>
	Riyal	Riyal
Salary and benefits	2,263,223,429	1,436,406,532
Rental cost	791,340,845	623,816,902
Cost of hourly consultants' fees	459,859,245	389,681,136
Insurance employer contributions and Unemployment Insurance	360,954,387	228,333,961
The cost of announcement and advertising	334,552,000	607,931,200
Reception and celebrations	284,141,375	51,736,350
Travel and mission expense	188,679,098	196,895,337
Training Costs	112,000,000	57,000,000
Cost of building charge	108,560,000	84,263,500
Other expense	107,002,038	13,107,720
Cost of transportation	89,541,000	59,715,863
Cost of maintenance	66,230,000	15,370,000
Headquarter's supplies	60,872,972	23,045,000
Cost of post and phone	51,021,453	34,384,616
Cost of essentials and stationery	42,786,994	39,686,500



Cost of documents registration	26,758,172	32,645,252
cost of transportation	25,025,955	38,076,000
cost of utilities	24,204,540	25,004,003
cost of maintenance of buildings and installations	17,300,000	-
Membership fee	10,000,000	-
Bank service fees	4,704,582	4,757,063
Cost of consumed gas	3,614,000	-
	<u>5,432,372,085</u>	<u>3,961,856,935</u>
Depreciation expense:		
Costs of depreciation of furniture	335,954,516	252,026,268
Cost of building depreciation	218,290,464	234,720,936
Cost of software depreciation	25,073,280	25,073,280
	<u>579,318,260</u>	<u>511,820,484</u>
Total administrative and general expenses	<u><u>6,011,690,345</u></u>	<u><u>4,473,677,419</u></u>

Explanatory Notes of Financial Statement Fiscal year ended Esfand

19- Net income and expenses of non-operating

	<u>1396/12/29</u>	<u>1395/12/30</u>
	Riyal	Riyal
Rental income	262,500,000	175,000,000
Other	13,267,747	14,541,210
	<u>275,767,747</u>	<u>189,541,210</u>

17- Reconciliation statement of operational function

Reconciliation statement of operational function with net inflow (withdrawal) of cash from operating activities is as follows:

	<u>1396/12/29</u>	<u>1395/12/30</u>
	Riyal	Riyal
Operational function	707,278,227-	168,765,433
Cost of depreciation	579,318,260	511,820,484
Reduce (increase) prepayments	300,000,000-	630,700,000
Decrease (increase) in other accounts receivable	9,000,000-	13,435,709-
Increase (decrease) in payable accounts	693,245,563	44,234,661
Increase (decrease) in other accounts payable	90,936,727	17,051,057
Increase (decrease) in employee severance redeemed	73,283,697-	73,283,697
Other non-operational receivable	275,767,747	189,541,210
	<u>549,706,373</u>	<u>1,621,960,833</u>



سازمان مردم نهاد
موسسه غیر دولتی خیریه حمایت از
بیماران مبتلا به سرطان نور
شماره ثبت: ۳۴۸۰۷

Board's performance report of the year 96 NOOR cancer support charity institution

The NOOR Institute initiated its fundamental movement with Noble and humanitarian goals of "raising awareness about cancer and promoting preventive measures", "equipping or building specialized centers for diagnosis and treatment of cancer in less-favored areas," as well as " financial and spiritual support for cancer patients requiring treatment grants " in 1393 after obtaining permission from the competent authorities and the Ministry of the Interior as an official nongovernmental Organization with the national field of activity.

Starting the year 1394, with the goal of planning and effective action, inspired by the institution's transcendental goals, the long-term and short-term vision and long-term plans of the Institute were approved. Moving on the program path, based on the goals set during the year 95, continued. We also witnessed Institute's progress on the track in 96 years, based on defined outlook

NOOR institution's perspective in the coming years

NOOR in a hopeful way has planned to provide cancer patients with a wide range of treatment, awareness, education, research, and preventive measures which the main goals and objectives of the medium term are:

NOOR institution's perspective in the coming years

NOOR in a hopeful way has planned to provide cancer patients with a wide range of treatment, awareness, education, research, and preventive measures which the main goals and objectives of the medium term are:

- 1) Reduce the rate of cancer growth and its consequences by informing and organizing specialized seminars and workshops in different regions, with close links with academic centers and universities.
- 3) Equipping and constructing or completing cancer treatment centers in low-income areas and creating and developing branches and offices of the institute in the above areas
- 4) Financial support of patients in need by paying for treatment costs
- 5) Providing facilities during the treatment period by accommodating patients in NOOR clinic throughout the country
- 6) Providing medical and psychiatric counseling services to cancer patients and their families during and after treatment.
- 7) Negotiation and making agreement with pharmacies, laboratories and medical centers nationwide
- 8) Using a Web-based system in all Noor branches and its affiliated and associated centers
- 9) Based on compiled vision and goals, the operational actions of 1396 were planned and adjusted in the same way as in the year 95, which was carried out with the help of the great God and the help of the benevolent benefactors and the efforts of the board of directors, and many of the programs developed for the year 96

Number of cases in 1396	Number of cases in 1395	Branch
176	85	Tehran (Head Office)
193	203	Tehran (Rasool Akram Hospital)
100	122	Bandar Abbas
183	85	Khorramabad
212	126	Yasuj

The most important actions and plans are as follows;

In Tehran, despite of existence of a headquarter and conducting operational tasks to manage the activities of other centers, projects were set up to meet the goals of the Institute.

1) Increasing cases and number of patients covered by the Institute

In the year 1396, the statistics of patients covered by the Institute were dramatically rising.

We will compare the number of cases filed in 1395 and 1396 as below:

2) The opening of 2nd phase of the chemotherapy department of Shahid Rahimi Hospital in Khorramabad

After signing a memorandum of understanding and starting construction operations, purchase and installation of the required equipment (in year 95). The second phase of the project was launched on Tuesday 20 February 2018, with the participation of a number of provincial authorities. In this section, with a capacity of 16 chemotherapy beds and 1 isolated bed, outpatient chemotherapy services are provided to patients suffering cancer.

3) Equipping the chemotherapy department at Lolagar Hospital

In order to provide more services to patients, initial talks were held to conclude a Memorandum of Understanding between Noor Charity and Lolagar Hospital.

It should be noted that the project will be operational in year 97, and for this purpose, the Noor Institute will equip the chemotherapy department at Lolagar Hospital.

place	Seminar Subject	Month	Branch	No.
Building of the Ministry of Industry, Mine and Trade	Prevention of common cancers in women	Azar	Tehran	1
Residential Tower of Iranzamin	Prevention of breast cancer in men and women	Bahman	Tehran	3
Shiraz university of medical sciences	Conference on Cancer Issues, New Therapies and Common Problems of Patients	Bahman	Shiraz	4
Yasouj University of Medical Sciences	Symposium on the recognition and prevention of common cancers	Bahman	Yasuj	5



4) Conducting scientific seminars for awareness raising and public education

In the second half of 1396, 4 seminars were held for the purpose of awareness raising and general education for various sections of society.

The Noor Charity Foundation has been planning and conducting a seminar on the National Cancer Week (28 Jn-03 Feb) in Tehran and other county branches to emphasize on the importance of recognizing and preventing cancer.

5) Implementing a public awareness plan on the occasion of World Cancer Day

In this regard, Noor Charity also conducted scientific seminars, launched a public awareness campaign around the city. For this purpose, in the main streets of the Vanak district, activities such as: distributing brochures of the institution with the reception and donation of balloons to children took place.

It was also part of this awareness through cyberspace and placing posters in this regard.

6) Determine the working procedure for all charity work units

In order to promote the goals of the Institute and to improve the quality of the services, a specific procedure was set up in this unit and communicated to all branches.

According to this procedure, all Noor charity units are obliged to carry out the same services.

7) Record patient information in a web-based system

In the second half of 1396, in order to provide better services to patients, reducing commuting, saving time, and speeding and improving the quality of work, meetings were held between Noor Charity and Novin Information Technology Company (NIT). As a result of these meetings, the necessary pre-requisites for patient information were provided in two parts of the personal data and disease records in this system. It should be noted that the project was initially implemented at the head office of Noor charity and then in other branches.

8) Establishment of Shiraz and Abadan Branches

In Shiraz and Abadan, with the aim of solving the problem of the shortage of cancer treatment facilities, the institute office was set up in these centers in cooperation with Fars and Khuzestan University of Medical Sciences and Amir Hospital.

With the establishment of a working office in these centers, institute activities will be provided in these two provinces.

It should be noted that in the year 96 the office of Shiraz officially began to operate and provide services to patients, and related issues of Abadan office is at hand.



9) Accommodation of patients

One of the other efforts of the Noor Charity Organization is to provide space for accommodation and rest of the patient and his companion. In order to make patients more comfortable. In this regard, the Noor Institute in Somayeh Guesthouse (Tehran) and Omid Guesthouse (Bandar Abbas) provide the possibility of accommodating patients who are referred to Tehran for treatment. The statistics provided for the accommodation of patients in the year 96, Somayeh Guesthouse 1733(per-person/per-day) and Omid (Bandar Abbas) Guesthouse is 1718 (per-person/per-day). In the following, you will see the number of residents of patient in each of the two hospitals:

Patient Accommodation Report

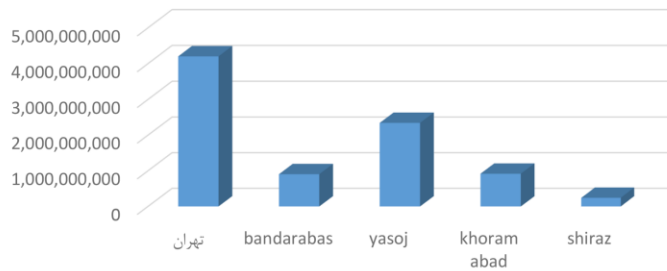
sum	Esfand	Bahman	Dey	Azar	Aban	Mehr	Shahrivar	Mordad	Tir	khordad	Ordibehesht	Farvardin	Mount
1733	56	342	206	213	212	122	166	62	56	56	172	70	Person Day Accommodation Somayeh Guesthouse (Tehran)
1718	154	174	151	130	154	169	114	210	142	102	112	106	Person Day Accommodation Omid Guesthouse (Bandar Abbas)

Patient accommodation diagram



10) In addition to ongoing projects, paying for medical and medical assistance to patients in need is one of the other measures of the institute coordinated with the goals set. In 1396 after reviewing the specified frameworks, among the referrals and requests for payment of the allowance, 1137 persons at a cost of 8.611.207.790 Rials were covered by the grant of medicine and treatment of the institute. From the headquarters of Tehran, the office of the Hazrat Rasool Hospital, Bandar Abbas, Yasuj, Khoram Abad and Shiraz offices, these supporters were guided and operational. You will see a detailed report of these contributions in the tables.

Social workers report and undercover patient



Amount of patient support	Number of undercover patient	Center
4, 202, 993 ,254	582	Tehran
904, 561 ,849	105	Bandarabbas
2, 344, 443 ,533	247	Yasuj
917, 496 ,671	159	Khorraramabad
241, 712 ,483	44	Shiraz
8, 611, 207 ,790	1137	Total



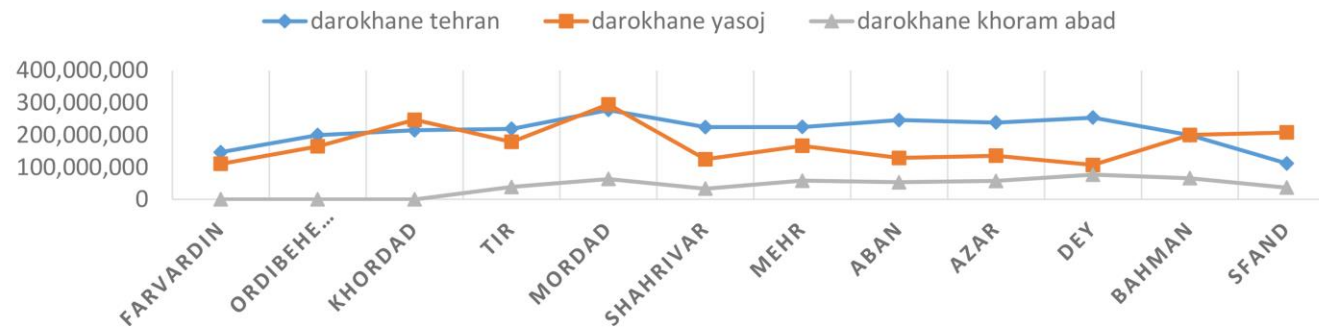
Report of contracting pharmacies in 1396

Total	Esfand	Bahman	Dey	Azar	Aban	Mehr	Shahrivar	Mordad	Tir	khordad	Ordibehesht	Farvardin	Mount	Report of contracting pharmacies in Tehran (Dr. Hashemzadeh) 1396
1302	97	100	116	112	113	114	111	133	115	113	100	78	Number of copies	
2.631.324.183	189.275.750	198.963.993	253.693.450	238.253.800	245.880.300	224.592.300	224.312.900	277.267.150	218.744.850	214.383.000	199.454.290	146.502.400	Supportive amount of institute	

Total	Esfand	Bahman	Dey	Azar	Aban	Mehr	Shahrivar	Mordad	Tir	khordad	Ordibehesht	Farvardin	Mount	Report of contracting pharmacies in Yasuj (Imam Sadeqh) 1396
1158	97	133	100	106	98	105	77	105	79	103	82	73	Number of copies	
2.063.341.882	207.378.912	199.896.489	106.548.980	135.294.020	128.528.955	166.174.530	124.637.075	294.779.225	178.432.475	246.696.090	164.461.771	110.513.360	Supportive amount of institute	

Total	Esfand	Bahman	Dey	Azar	Aban	Mehr	Shahrivar	Mordad	Tir	khordad	Ordibehesht	Farvardin	Mount	Report of contracting pharmacies in Khorramabad (University of Medical Sciences) 1396
463	24	51	76	40	35	34	22	42	25	38	38	38	Number of copies	
482.949.720	36.480.2000	65.960.000	76.606.520	57.164.520	53.324.160	58.214.520	33.200.000	63.400.000	38.600.000	88.140.013	88.140.013	88.140.013	Supportive amount of institute	

A REPORT TO HELP PATIENT IN PHARMACY



Total	Esfand	Bahman	Dey	Azar	Aban	Mehr	Shahrivar	Mordad	Tir	khordad	Ordibehesh t	Farvardin	Mount	Report of the laboratory of Yasouj contract (Dr. Azizi) In 1396
409	43	62	54	48	36	26	20	28	19	24	22	27	Number of copies	
50.141.072	7.705.237	5.910.269	5.696.044	5.165.683	4.652.171	3.099.544	1.91.466	3.89.141	2.137.336	3.082.877	3.164.414	3.724.890	Supportive amount of institute	



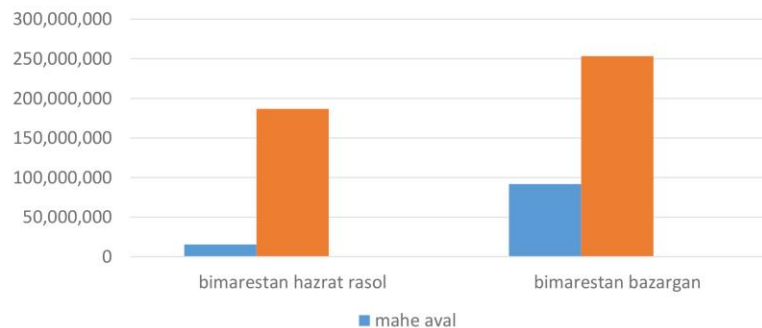
12) Report of treatment centers in 1396

According to the contract signed between the light institute and the two hospitals of the merchants and Hazrat-e Rasool, and according to the terms of the existing memorandum, some cost of hospitalization for cancer patients in these hospitals is paid by Noor charity. Support data of year 96 is available through the tables of this report. It is necessary to explain that the revenues and resources of the institute, whether cash or non-cash from the place of assistance of board members and benefactors, as well as a banner of condolences and other methods, is total amount of 14,962,043.102 Rials.

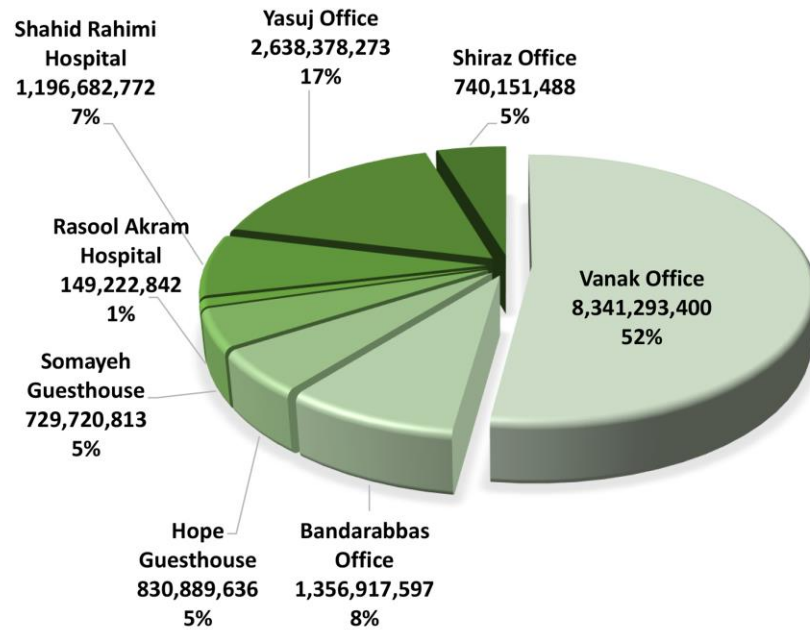
Report of contracted treatment centers of Noor Institute in 1396

Report of Hazrat-e-Rasoul hospital in 1396		
Supportive amount of institute	Number of copies	Mount
186.803.601	142	First six months
253.228.626	174	Second six months
440.032.227	316	Total

Report of Bazarganan hospital in 1396		
Supportive amount of institute	Number of copies	Mount
15.500.000	8	First six months
91.700.000	38	Second six months
107.200.000	46	Total

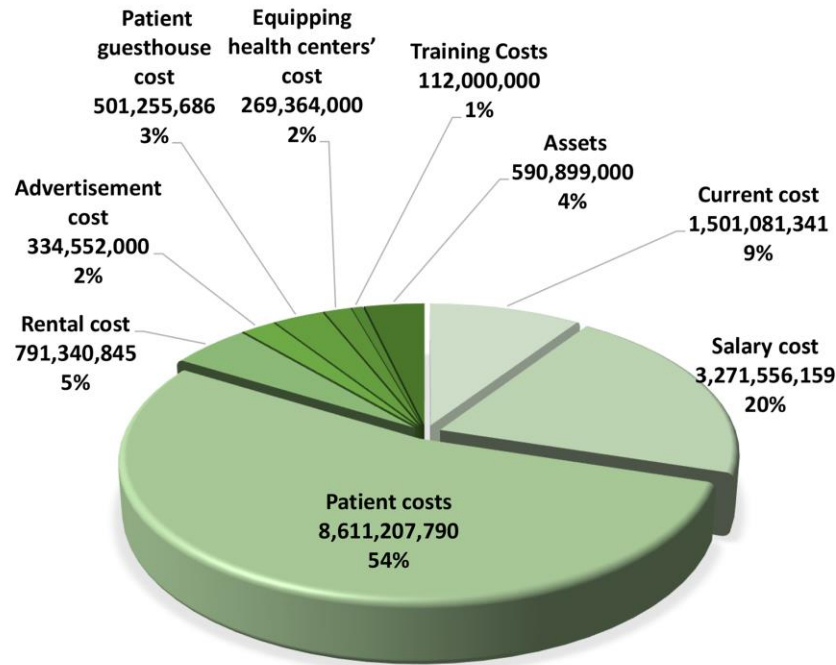


Performance of 1396 Sorted by cost center



%	Amount	Cost center
52	8,341,293,400	Vanak Office
8	1,356,917,597	Bandarabbas Office
5	830,889,636	Hope Guesthouse
5	729,720,813	Somayeh Guesthouse
1	149,222,842	Rasool Akram Hospital
7	1,196,682,772	Shahid Rahimi Hospital
17	2,638,378,273	Yasuj Office
5	740,151,488	Shiraz Office
52	15,983,256,821	Total

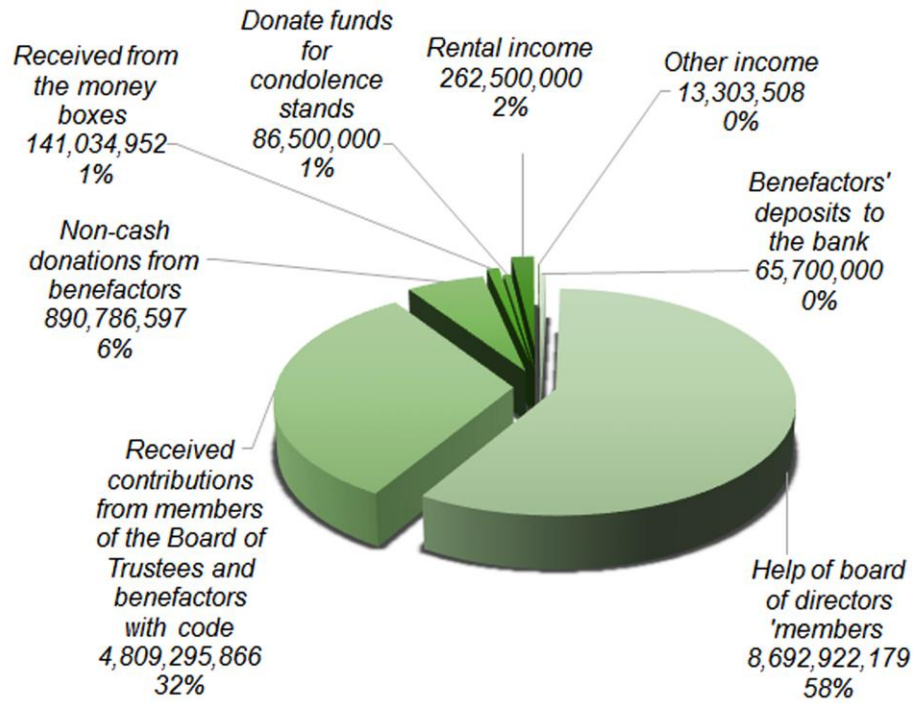
Performance of 1396 Sorted by type



%	Amount	Type of income
9	1,501,081,341	Current cost
20	3,271,556,159	Salary cost
54	8,611,207,790	Patient costs
5	791,340,845	Rental cost
2	334,552,000	Advertisement cost
3	501,255,686	Patient guesthouse cost
2	269,364,000	Equipping health centers' cost
1	112,000,000	Training Costs
4	590,899,000	Assets
100	15,983,256,821	Total



Revenue of 1396



%	Amount	Type of income
0	65,700,000	Benefactors' deposits to the bank
58	8,692,922,179	Help of board of directors 'members
32	4,809,295,866	Received contributions from members of the Board of Trustees and benefactors with code
6	890,786,597	Non-cash donations from benefactors
1	141,034,952	Received from the money boxes
1	86,500,000	Donate funds for condolence stands
2	262,500,000	Rental income
0	13,303,508	Other income
100	14,962,043,102	Sum
	881,172,026	Payable Accounts
	15,843,215,128	Total

Donate a Smile of your Kindness

 www.Noor-Charity.com
 N o o r C h a r i t y

 info@noor-charity.com
 N o o r - C h a r i t y

second floor, No. 2453, at the corner of
20th st. Vanak Sq, Valiasr st. Tehran, Iran.
phone : +982188197881 fax : +982189777881